

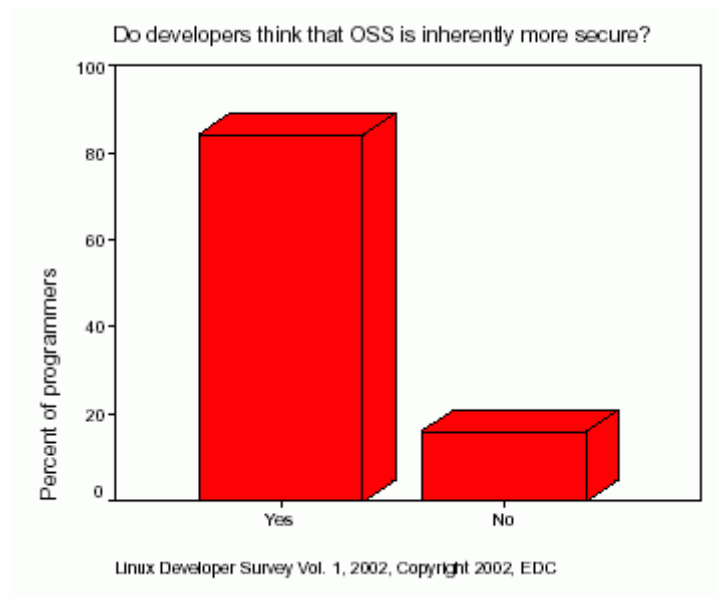
Evans Data Corporation

Linux Developer Survey Volume 1, 2002

Linux survey series gets inside the heads of Linux developers. Conducted in March 2002, this survey consists of over 400 in-depth interviews with Linux developers and studies such issues as: what languages and Linux distributions they are using; what type of apps they are creating for servers and for clients; how many Linux apps will be released next year; what are the major obstacles to Linux and to OSS; how do they rate different types development tools for Linux, and how tied into the OSS movement they are.

Do Linux developers believe OSS is inherently more secure?

Developers overwhelmingly nodded yes to the question of whether the open source strengthens the security of software. Certainly one could make an argument the other way -- that access to source code lets hackers find the holes in it. In practice however, open source provides an ecosystem where developers can check each other's work and make collaborative improvements.



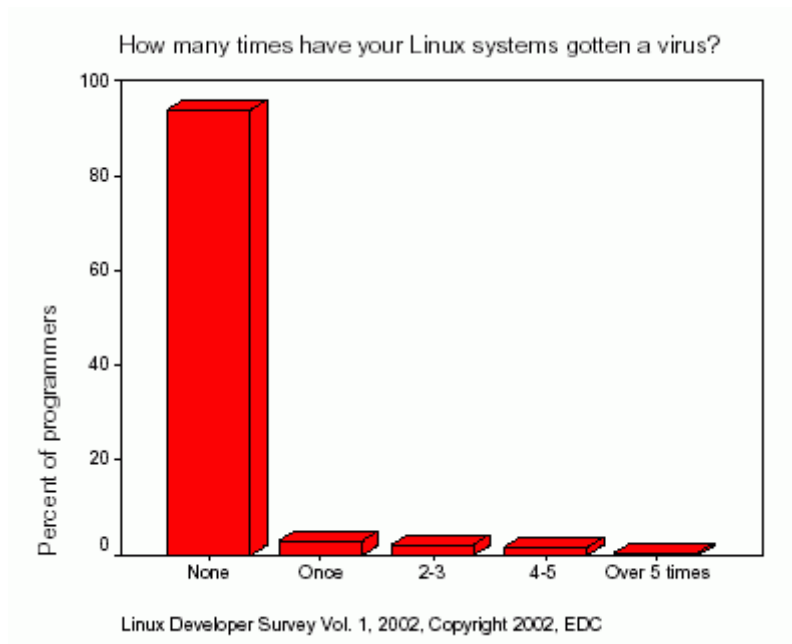
Do you think that the fact that open source software is actually reviewed by more developers and thus safer from vulnerabilities?

	Frequency	Percent	Valid Percent
Yes	351	83.4	84.2
No	66	15.7	15.8
Total	417	99.0	100.0
No answer	4	1.0	
Total	421	100.0	

Linux Developer Survey Vol. 1, 2002, Copyright 2002, Evans Data Corporation

Incidence of Linux systems getting a virus

As cited in the overview of this section, very few viruses are written aimed at Linux users. A count last year tallied over 50,000 viruses discovered and only 3 have been aimed at Linux.



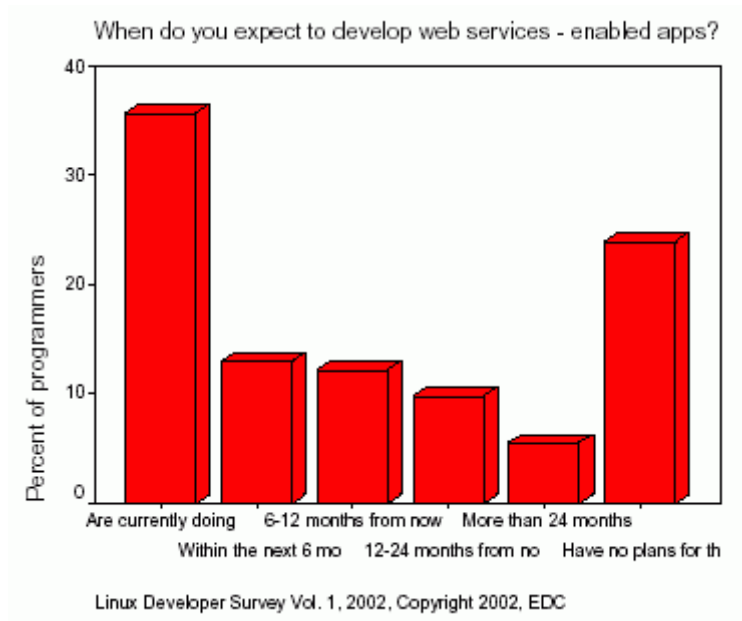
How many times have your Linux systems gotten a virus?

	Frequency	Percent	Valid Percent	Cumulative Percent
None	366	86.9	93.6	93.6
Once	11	2.6	2.8	96.4
2-3	8	1.9	2.0	98.5
4-5	5	1.2	1.3	99.7
Over 5 times	1	.2	.3	100.0
Total	391	92.9	100.0	
No answer	30	7.1		
Total	421	100.0		

Linux Developer Survey Vol. 1, 2002, Copyright 2002, Evans Data Corporation

Time frame for developing Web-services enabled apps

The result of this question uncovers more interest, with 76.1% planning to embark on Web services app development within the next two years or sooner. Among those, a respectable group of 35.6% are actually developing Web service apps already.



When do you expect to develop web services - enabled applications?

	Frequency	Percent	Valid Percent	Cumulative Percent
Are currently doing this	149	35.4	35.6	35.6
Within the next 6 months	54	12.8	12.9	48.6
6-12 months from now	51	12.1	12.2	60.8
12-24 months from now	41	9.7	9.8	70.6
More than 24 months from now	23	5.5	5.5	76.1
Have no plans for this	100	23.8	23.9	100.0
Total	418	99.3	100.0	
No answer	3	.7		
Total	421	100.0		

Linux Developer Survey Vol. 1, 2002, Copyright 2002, Evans Data Corporation